

**JOCELYN RECREATION'S**  
**FALL FAIR**



**September 2nd, 2023**

# RULES FOR HARVEST FESTIVAL FALL FAIR

1. All crafts and items **MUST BE GROWN OR MADE BY EXHIBITOR** unless indicated. NR
2. All houseplants **MUST BE CARED FOR ONLY BY THE EXHIBITOR FOR 2 MONTHS BEFORE THE FAIR (JULY AND AUGUST).**
3. All items must be brought to the **JOCELYN TOWNSHIP FIRE HALL BETWEEN 6:30 P.M. AND 8:00 P.M. ON FRIDAY, SEPTEMBER 1st, 2023**
4. Only one entry per numbered item.
5. A prize ribbon can be refused if the judge feels the exhibitor has not completed the category to the best of the exhibitor's ability.



6. Divisions are as follow:

<b>Division 1.</b>	<b>Senior Kindergarten and under</b>	<b>White Tags</b>
<b>Division 2.</b>	<b>Grades 1 and 2</b>	<b>Red Tags</b>
<b>Division 3.</b>	<b>Grades 3, 4 and 5</b>	<b>Blue Tags</b>
<b>Division 4.</b>	<b>Grades 6, 7 and 8</b>	<b>Yellow Tags</b>

**ALL ABOVE GRADES ARE AS OF MAY 2023.**

7. The exhibition will be open to the public for viewing between 12:00 - 2:30 PM
8. All exhibits **MUST BE PICKED UP BETWEEN 2:30 P.M. & 4:00 P.M. ON SEPTEMBER 2nd** Please make arrangements to have your things picked up or they may be disposed of.

9. Articles must not be shown in any previous year.

10. Prize money as follows:

1 <sup>st</sup> Prize	\$ 3.00
2 <sup>nd</sup> Prize	\$ 2.00
3 <sup>rd</sup> Prize	\$ 1.00

11. **Prize money will be awarded at a potluck dessert hour at the Jocelyn Township Hall (1125 P-Line) on September 8th p.m.**

12. Keep all entry tags until your prize money is claimed.

13. For more information or to pick up your tags early contact Jocelyn Township Office at 705-246-2025.



# **HINTS FOR THE COMPETITOR**

## **FLOWERS**

1. The ideal time for cutting flowers is early in the morning or late in the day.
2. Cut the stems on an angle for better water intake, and remove all foliage from the lower half of the flower stems.
3. Check entries carefully for insects, dead petals or loose soil. Clean them carefully. Make sure plants are not wilted.
4. All specimens in your entry should be as nearly alike as possible in size, form and colour.
5. Some foliage (above the water line) is to be left on the flower specimen entries.
6. Leave a respectable amount of stem to balance the head of the flower. Choose a container that allows the flowers to sit naturally, rather than being jammed in a container.
7. You may want to check the Pinterest web site for ideas on some of the options.




## **PLANTS**

8. Pot plants should be nicely shaped and proportionate to the size of the pot. Remove discoloured or broken leaves.

## **VEGETABLES**

Choose specimens nearly the same size and shape.

9. Cut off the tops leaving only 2.5 cm.
10. Pumpkins and squash must have stems on.
11. Vegetables to be lightly washed.
12. Wipe with dry cloth.



# DIVISION 1 - SENIOR KINDERGARTEN AND UNDER

## ARTS AND CRAFTS

1. Farm themed picture from colouring book or printed off internet
2. Paper or cardboard crown
3. Paper bag puppet
4. Toilet paper roll binoculars
5. Finger painting picture
6. Tallest piece of grass




## BAKING

7. Decorated muffin -1 (NR)
8. Pancake decorated with a face (NR)
9. ½ egg carton snack for you and a friend (NR)

## FLOWERS

10. Roadside flowers in a jar (NR)
11. Marigolds (3)
12. Pink flowers (3) (NR)




## PHOTOGRAPHY

13. Photo of a toy or book
14. Photo of a friend
15. Photo of your favourite place

## VEGETABLES

16. Largest zucchini
17. Carrots (3)
18. Beans (3)



## DIVISION 2 - GRADES 1 AND 2

### ARTS AND CRAFTS

1. H is for \_\_\_\_? Draw a picture to go with your "H" word
2. Egg shell head with growing grass for hair
3. Nature weaving
4. Make something from clay
5. Painted rock
6. Create the Very Hungry Caterpillar (Eric Carle)
7. Bookmark
8. Painted flowerpot
9. Pinecone animal (1)
10. Refrigerator magnet
11. Hand sew a little bag for a doll or stuffed animal




### BAKING

12. Best decorated cookie (NR)
13. Snack made to look like a bug (NR)
14. Handmade trail mix

### FLOWERS AND ARRANGEMENTS

15. Red flowers in a pot
16. Biggest sunflower head
17. Pansies in a teacup
18. Forest arrangement (NR)
19. Bouquet of yellow flowers (NR)
20. Roadside flowers in a vase (NR)



### PHOTOGRAPHY

21. Photo at the beach
22. Photo of something blue
23. Photo of a bird

### VEGETABLES

24. Longest carrot
25. Potatoes (3)
26. Cucumbers (3)
27. Green tomatoes (3)
28. Kale (3)
29. Collections of 3 different vegetables in a basket
30. Vegetable boat (NR)



## **DIVISION 3 - GRADES 3, 4 AND 5**

### **ARTS AND CRAFTS**

1. Flower and leaf print picture
2. Painted stones to use as plant markers (3)
3. Bird feeder from recycled items
4. Boat/raft that can float in a bathtub
5. Pencil crayon drawing
6. Bug hotel
7. Sand art picture
8. Scratch art
9. Hand sew a bean bag
10. Finger knitting creation
11. Write a short story about your community (minimum of 50 words)



### **BAKING**

12. Best decorated cupcakes (3) (NR)
13. Homemade granola bars (3)
14. Dog treats (3)

### **FLOWERS AND ARRANGEMENTS**

15. Roadside arrangement in a decorated can (NR)
16. Non-flowering houseplant
17. Flowering potted plant
18. Small arrangement 6" or under in height
19. Petunias of same colour (3)
20. Red flowers in a mug



### **PHOTOGRAPHY**

21. Photo of a wild animal
22. Photo of something tall
23. Close up photo of a flower

### **VEGETABLES**

24. Squash (or other zucchini)
25. Potatoes (5)
26. Tomatoes (5)
27. Carrots (3)
28. Beets (3)
29. Zucchini creature
30. Display of 4 different vegetables in a decorated basket



## **DIVISION 4 - GRADES 6, 7, AND 8**

### **ARTS AND CRAFTS**

1. Decorate a reusable bag
2. Origami object
3. Make a basket
4. Pressed flower lantern
5. Useful item from repurposed fabric
6. Homemade slingshot
7. Harvest themed decoration
8. Pencil sketch (your choice of subject)
9. Homemade beads put on a string to make a bracelet
10. Tin can rocket stove
11. Short story about someone special (100 words or less)



### **BAKING**

12. Fruit muffins (3)
13. Creative animal shaped snack
14. Biscuits (3)

### **FLOWERS AND ARRANGEMENTS**

15. Roadside arrangement in a unique container
16. Petunias of same colour (5)
17. Marigolds in a homemade vase
18. Single floating flower
19. Collection of shades of orange (NR)
20. Harvest themed arrangement (NR)

### **PHOTOGRAPHY**

21. Photo of a landscape
22. Photo of a community event
23. Black and white photo (your choice of subject)

### **VEGETABLES**

24. Onions (3)
25. Broccoli (1)
26. 3 different kinds of herbs in water
27. Cherry tomatoes (5)
28. Artistic display of 4 different vegetables
29. Mr. or Mrs. Potato Head (1) (NR)
30. 3 largest apples (NR)

