

JOCELYN RECREATION'S
FALL FAIR



September 3rd, 2022

RULES FOR HARVEST FESTIVAL FALL FAIR

1. All crafts and items **MUST BE GROWN OR MADE BY EXHIBITOR** unless indicated. NR
2. All houseplants **MUST BE CARED FOR ONLY BY THE EXHIBITOR FOR 2 MONTHS BEFORE THE FAIR (JULY AND AUGUST).**
3. All items must be brought to the **JOCELYN TOWNSHIP FIRE HALL BETWEEN 6:30 P.M. AND 8:30 P.M. ON SEPTEMBER 2ND, 2022**
4. Only one entry per numbered item.
5. A prize ribbon can be refused if the judge feels the exhibitor has not completed the category to the best of the exhibitor's ability.



6. Divisions are as follow:

Division 1.	Senior Kindergarten and under	White Tags
Division 2.	Grades 1 and 2	Red Tags
Division 3.	Grades 3, 4 and 5	Blue Tags
Division 4.	Grades 6, 7 and 8	Yellow Tags

ALL ABOVE GRADES ARE AS OF MAY 2022.

7. All exhibits **MUST BE PICKED UP BETWEEN 4:30 P.M. & 5:00 P.M. ON SEPTEMBER 3RD** Please make arrangements to have your things picked up or they may be disposed of.
8. Articles must not be shown in any previous year.
9. Prize money as follows:

1 st Prize	\$ 3.00
2 nd Prize	\$ 2.00
3 rd Prize	\$ 1.00
10. **Prize money will be awarded at a potluck dessert hour at the Jocelyn Township Hall (1125 P-Line) on September 9 th at 7:00 p.m.**
11. Keep all entry tags until your prize money is claimed.
12. For more information or to pick up your tags early contact Jocelyn Township Office at 705-246-2025.



HINTS FOR THE COMPETITOR

FLOWERS

1. The ideal time for cutting flowers is early in the morning or late in the day.
2. Cut the stems on an angle for better water intake, and remove all foliage from the lower half of the flower stems.
3. Check entries carefully for insects, dead petals or loose soil. Clean them carefully. Make sure plants are not wilted.
4. All specimens in your entry should be as nearly alike as possible in size, form and colour.
5. Some foliage (above the water line) is to be left on the flower specimen entries.
6. Leave a respectable amount of stem to balance the head of the flower. Choose a container that allows the flowers to sit naturally, rather than being jammed in a container.
7. You may want to check the Pinterest web site for ideas on some of the options.




PLANTS

8. Pot plants should be nicely shaped and proportionate to the size of the pot. Remove discoloured or broken leaves.

VEGETABLES

Choose specimens nearly the same size and shape.

9. Cut off the tops leaving only 2.5 cm.
10. Pumpkins and squash must have stems on.
11. Vegetables to be lightly washed.
12. Wipe with dry cloth.



DIVISION 1 - SENIOR KINDERGARTEN AND UNDER

ARTS AND CRAFTS

1. Coloured page from a colouring book or printed offline
2. Play dough creature
3. Yarn bracelet
4. Magic marker picture (1)
5. Painted rock
6. Largest maple leaf found by you




BAKING

7. Decorated cookie -1 (NR)
8. ½ Bagel with edible toppings (NR)
9. ½ egg carton snack for you and a friend (NR)

FLOWERS

10. Roadside flowers in a can (NR)
11. Petunias (3)
12. One flower floating in water (NR)




PHOTOGRAPHY

13. Photo of a tree
14. Photo of a flower
15. Photo of an animal

VEGETABLES

16. Cucumbers (3)
17. Green Tomatoes(3)
18. Potatoes (3)



DIVISION 2 - GRADES 1 AND 2

ARTS AND CRAFTS

1. Draw a picture of your favourite animal
2. Lady bug from a recycled ball
3. Marshmallow creature
4. Musical maracas
5. Paper bag puppet
6. Make a paper butterfly
7. Make a bunny from paper plates and decorate
8. Dress up one of your toys for a party
9. Make a cell phone holder from recycled materials
10. Pencil holder made from a tin can
11. Make a birthday card for a friend




BAKING

12. Decorated cupcake (NR)
13. Picnic snack in a shoebox (NR)
14. Rice Krispie squares (be creative and add whatever your like) (NR)

FLOWERS AND ARRANGEMENTS

15. Marigolds (3)
16. Petunias (3)
17. 2 flowers floating in water
18. Small bouquet of flowers for a friend
19. Weed arrangement in a basket (NR)
20. Roadside flowers in a recycled container(NR)



PHOTOGRAPHY

21. Photo of your favourite food
22. Photo of an insect
23. Photo of a flower garden

VEGETABLES

24. Longest zucchini
25. Onions (3)
26. Grow a bean in a cup
27. Green tomatoes (3)
28. 3 largest apples (NR)
29. Collections of 3 different vegetables in a basket
30. Vegetable monster (NR)



DIVISION 3 - GRADES 3, 4 AND 5

ARTS AND CRAFTS

1. Drawing of a scarecrow
2. Decorated T-shirt
3. Sea shell wind chime
4. Homemade pinata
5. Robot from boxes
6. Make a house out of Lego
7. Friendship bracelet
8. Christmas tree ornament
9. A pine cone creation of your choice
10. Fall door decoration
11. Write a short story (minimum of 50 words)



BAKING

12. Homemade trail mix (with list of ingredients)
13. Chocolate chip cookies
14. No bake fudge (3)

FLOWERS AND ARRANGEMENTS

15. Roadside arrangement in a boot (NR)
16. Non-flowering house plant
17. Potted geranium
18. Mini arrangement in a bottle lid
19. 3 flowers of the same colour
20. Marigolds in a jar



PHOTOGRAPHY

21. Photo of something blue
22. Photo of a local building
23. Photo of water

VEGETABLES

24. Painted pumpkin (NR)
25. Potatoes (5)
26. Cherry tomatoes (5)
27. Carrots (3)
28. Corn (3)
29. Zucchini creature
30. Display of 5 different vegetables in a decorated container



DIVISION 4 - GRADES 6, 7, AND 8

ARTS AND CRAFTS

1. Water colour painting (your choice of subject)
2. Homemade pillow
3. Arm knit a scarf
4. Decorated garden sign
5. Computer generated picture
6. Paper flowers in a container (minimum 3)
7. Build a bird house out of recycled materials
8. Make a pop tab bracelet
9. Duct tape wallet
10. Make a game of Tic Tac Toe using materials from outside



BAKING

12. Decorated cake
13. Muffins (3)
14. Best baked dessert using apples

FLOWERS AND ARRANGEMENTS

15. Hanging outdoor planter
16. Petunias of same colour (5)
17. Marigolds in a vase (5)
18. Grab bag for child's birthday party
19. Collection of shades of purple (NR)
20. Autumn arrangement in a pumpkin or squash (NR)

PHOTOGRAPHY

21. Photo of a historic building
22. Photo of something tall
23. Photo of an animal running or jumping

VEGETABLES

24. Jar of pickles
25. Potatoes (5)
26. Roadside flowers in a water bottle
27. Tomatoes (5)
28. Artistic display of 6 different vegetables
29. Vegetable boat
30. Zucchini alien (NR)

